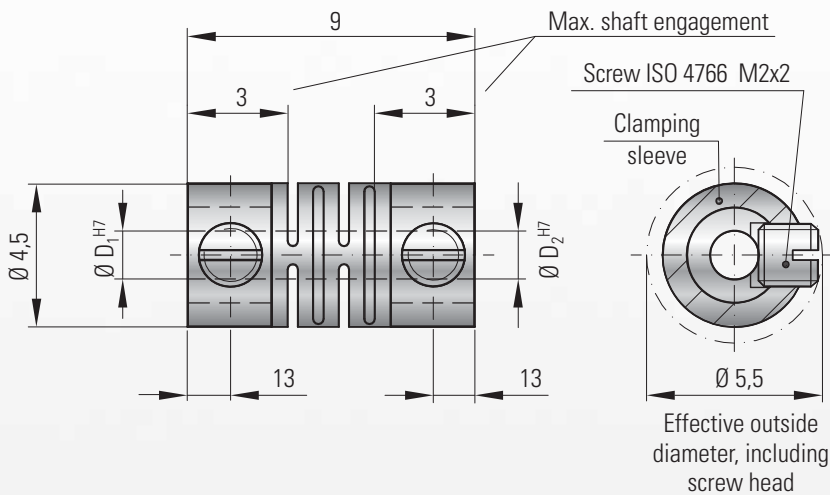


MODEL FK1 001/9

TECHNICAL SPECIFICATIONS



Ordering example

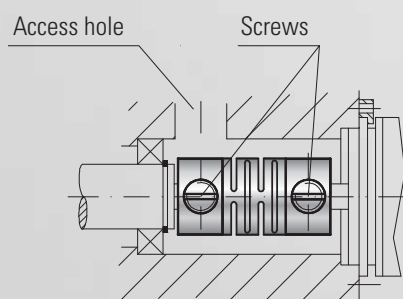
FK1 / 001 / 9 / 1.5 / 1.5 / XX

Model
Series
Overall length (mm)
Bore Ø D1 H7
Bore Ø D2 H7
Non standard e.g. custom screws

Model FK1 001/9		Series	
Rated torque (Ncm)	T_{KN}	1	
Standard bore H7 (mm)	D_1, D_2	1.5 / 1.5 or 2 / 1.5 additional bore diameters available upon request	
Moment of inertia (gcm ²)	J_{total}	5.39	
Approximate weight (g)		0.47	
Torsional stiffness (Ncm/rad)	C_T	23 (measured at +20° C)	
Axial	± (mm)	max. values	0.2
Lateral	± (mm)		0.1
Angular	± (degree)		1.5

Dismounting

To dismount the coupling, simply loosen the setscrews. The coupling can now be removed from the shaft.



MICROFLEX with clamping rings

Features:

- extremely compact design
- compensates for 3 types of misalignment
- backlash free
- vibration damping

Material:

Flexible element made from polyamide; clamping rings made from stainless steel

Design:

The flexible element is molded and includes the shaft bores; ISO 4766 screws are threaded into the clamping rings

Temperature range: -35 to +80° C (-31 to +194° F)

Speeds: maximum 20,000 rpm

Service life:

Maintenance free with infinite life when operated within the technical specifications

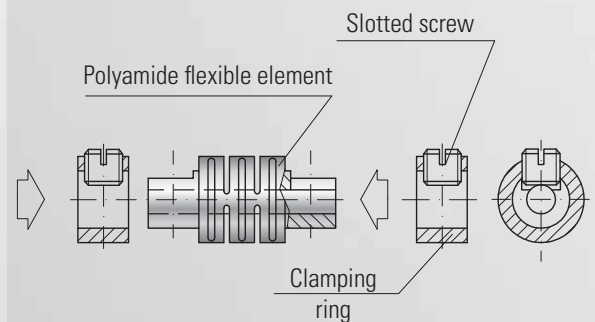
Fit tolerance:

Overall clearance between hub and shaft 0.01-0.025 mm

Custom Solutions:

The effective outside diameter can be reduced by using a shaft with a flat. Custom M2 x 1.5 screws can also be used to reduce the effective diameter of the coupling to 4.5 mm (additional charge)

Coupling Design & Assembly



The set screw is securely guided through the clamping ring, which is partially supported by the flexible element. The set screw contacts the shaft directly. A flat on the shaft can improve the torque transmission.

Caution: Always use proper tools to tighten the set screws