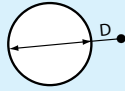


'V' & Round Profiles

Conveying Solutions

ROUND



Round	RTB		RFC		RL		RLC		RLB		RLW		RO		ROS		
Color	Blue 10		Clear		Brown		Clear		Blue		White 16		Orange		Orange		
Hardness	72A		76A		80A		80A		80A		80A		83A		83A		
Temp. Range	-40°C to 40°C		-40°C to 50°C		-40°C to 55°C		-40°C to 55°C		-40°C to 55°C		-40°C to 55°C		-40°C to 55°C		-40°C to 55°C		
CoF (Steel)	0.85		0.65		0.55		0.55		0.55		0.55		0.55		0.55		
Certifications	Yes		Yes		Yes		Yes		Yes		Yes		Yes		Yes		
Diameter		MPD (mm)	PF kg (1%)	MPD (mm)	PF kg (1%)	MPD (mm)	PF kg (1%)	MPD (mm)	PF kg (1%)	MPD (mm)	PF kg (1%)	MPD (mm)	PF kg (0.5%)	MPD (mm)	PF kg (1%)	MPD (mm)	PF kg (0.3%)
Inch	mm																
5/64	2					15	0.06	15	0.06					15	0.06		
1/8	3	15	0.13			20	0.14	20	0.14	20	0.14			20	0.14		
5/32	4	20	0.23			30	0.25	30	0.25	30	0.25			30	0.25		
3/16	5	25	0.35	25	0.30	35	0.40	35	0.40	35	0.40			34	0.40		
15/64	6							38	0.55								
1/4	6.30	30	0.50			40	0.60	40	0.60	40	0.60			38	0.68	42	4.50
5/16	8	40	0.95	40	0.75	55	1	55	1	55	1			48	1.06	54	5
9/32	9																
3/8	9.50	45	1.13			65	1.40	65	1.40	65	1.40	64	16	57	1.54	64	9.50
25/64	10					70	1.55	70	1.55	70	1.55						
15/32	12																
1/2	12.50	65	2.1			85	2.50	85	2.50	85	2.50	90	18	75	2.72	86	11.40
9/16	14													84	3.43	95	12.30
19/32	15					100	3.50	100	3.50	100	3.50						
5/8	16													95	4.25	108	13.60
23/32	18					120	5.10	120	5.10			125	27				
3/4	19													115	6.11	127	15
25/32	20	110	5.5			140	6.25										
1	25													150	10.60		

Round	RPZ		RPZS		RPD-AS**		RPN*		RPS*		RPB*		RPBS		RM		
Color	Green 05		Green 05		Black		Green 26		Green 26		Blue 17		Blue 17		Red		
Hardness	86A		86A		88A		88A		88A		88A		88A		90A		
Temp. Range	-20°C to 50°C		-20°C to 50°C		-30°C to 60°C		-30°C to 80°C		-30°C to 80°C		-30°C to 80°C		-30°C to 80°C		-30°C to 60°C		
CoF (Steel)	0.50		0.50		0.40		0.38		0.40		0.38		0.40		0.45		
Certifications	No		No		No		No		No		Yes		Yes		Yes		
Diameter		MPD (mm)	PF kg (1%)	MPD (mm)	PF kg (1%)	MPD (mm)	PF kg (1%)	MPD (mm)	PF kg (1%)	MPD (mm)	PF kg (1%)	MPD (mm)	PF kg (1%)	MPD (mm)	PF kg (1%)	MPD (mm)	PF kg (1%)
Inch	mm																
5/64	2					20	0.13	19	0.13			19	0.13			20	0.26
1/8	3	26	0.26			30	0.31	29	0.31			29	0.31			30	0.60
5/32	4	35	0.51			40	0.54	38	0.54	40	8	38	0.54	40	8	40	1
3/16	5	45	0.80			50	0.85	48	0.85	50	11	48	0.85	50	10	50	1.60
15/64	6	54	1.16			60	1.22	57	1.22	60	16	57	1.22	60	16		
1/4	6.30															60	2.60
9/32	7	63	1.56					67	1.67	70	18						
5/16	8	72	2.05	75	16.8	80	2.18	76	2.18	80	19	76	2.18	80	19	80	4.20
9/32	9	80	2.64					86	2.75	90	21						
3/8	9.50															95	5.90
25/64	10	89	3.20	95	19.5			95	3.40	100	22	95	3.40	100	22		
15/32	12	108	4.65	112	23			114	4.90	120	26	114	4.90	120	26		
1/2	12.50											119	5.30			125	10.10
19/32	15	135	7.25	140	24			143	7.65	150	27	143	7.65	150	27	150	14.60
23/32	18	160	10.20					171	11	180	37	171	11			180	21
25/32	20	180	12.50					190	13.6							200	25.90
7/8	22															220	31.30

* **RPB - RPN - RPS** - Supplied as standard with a textured surface. For a smooth surface option, please contact your Volta Belting representative.

** **RPD-AS** - ESD - ratio 10⁹-10¹⁰ OHMS per square.

Round		RMW		RMWN		RH		RCW*	
Color		Beige		White		Yellow		White	
Hardness		95A		95A		100A		63D	
Temp. Range		-30°C to 60°C		-30°C to 60°C		-20°C to 75°C		-20°C to 75°C	
CoF (Steel)		0.36		0.36		0.28		0.27	
Certifications		Yes		Yes		Yes		Yes	
Diameter		MPD (mm)	PF kg (0.5%)	MPD (mm)	PF kg (0.5%)	MPD (mm)	PF kg (1%)	MPD (mm)	PF kg (0.5%)
Inch	mm								
5/64	2					40	0.60		
1/8	3					60	1.40		
5/32	4					80	2.50		
3/16	5					100	3.90		
15/64	6								
1/4	6.30	75	10	75	10	125	6.20	100	13
9/32	7								
5/16	8	95	17			160	10		
9/32	9								
3/8	9.50	110	18			190	14	150	20
25/64	10								
15/32	12								
1/2	12.50	150	28			250	16	200	21
9/16	14								
19/32	15	175	30			300	23		
5/8	16								
23/32	18	210	32						

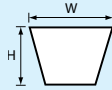
*RCW - Standard reinforcement: Polyester. For additional reinforcement types, please contact your Volta Belting representative.

HOLLOW

Hollow		RFC - HL		RO - HL		RPN - HL		Hollow Connector	
Color		Clear		Orange		Green 26			
Hardness		76A		83A		88A/37D			
Temp. Range		-40° C to 50° C		-40° C to 55° C		-30° C to 80° C			
CoF (Steel)		0.65		0.55		0.50			
Certifications		Yes		Yes		No			
Size (mm)		MPD (mm)	PF kg (1%)	MPD (mm)	PF kg (1%)	MPD (mm)	PF kg (1%)	Availability	
O.D.	I.D.								
4.80	1.80	35	0.29	43	0.37				
6.30	2.40	45	0.49	55	0.63	60	1.15	✓	
8	3.20	55	0.78			75	1.83	✓	
9.50	4	65	1.10	75	1.41	85	2.52	✓	
12.50	5.30	85	1.88	100	2.42	115	4.35	✓	
15	5.30	100	2.88	120	3.71	150	6.68	✓	
20	7.80					200	11.34	✓	

MPD - Minimum Pulley Diameter - Measurements for **butt welding**. In case of overlap welding please check the MPD with your local distributor.
 PF - Pull Force (Kg) at minimum pretention (%). | CoF - Coefficient of Friction for Smooth Surface.

V-Profiles



V-Profiles		VFC		VL		VLC		VLB		VLW*		VO		VO - GT**		VOS**	
Color		Clear		Brown		Clear		Blue		White 16		Orange		Orange		Orange	
Hardness		76A		80A		80A		80A		80A		83A		83A		83A	
Temp. Range		-40°C to 50°C		-40°C to 55°C		-40°C to 55°C		-40°C to 55°C		-40°C to 55°C		-40°C to 55°C		-40°C to 55°C		-40°C to 55°C	
CoF (Steel)		0.65		0.55		0.55		0.55		0.55		0.55		0.55		0.55	
Certifications		Yes		Yes		Yes		Yes		Yes		Yes		Yes		Yes	
Inch size	Size (mm) Width Height	MPD (mm)	PF kg (1%)	MPD (mm)	PF kg (1%)	MPD (mm)	PF kg (1%)	MPD (mm)	PF kg (1%)	MPD (mm)	PF kg (0.5%)	MPD (mm)	PF kg (1%)	MPD (mm)	PF kg (1%)	MPD (mm)	PF kg (0.5%)
Y	6 4	20	0.28	25	0.30			25	0.30								
M	8 5.20	25	0.49	40	0.70			40	0.70								
3L	9.50 5.50	30	0.64									45	0.90			40	10
Z	10 6.50			45	1	45	1	45	1								
A	13 8	40	1.23	50	1.60	50	1.60	50	1.60	50	12	50	1.60			53	12
B	17 11.50			75	2.90	75	2.90	75	2.90	75	18	75	2.90	75	2.90	72	17
-	20 12.50			85	3.90												
C	22 14.50			100	4.80	100	4.80	100	4.80	100	22	100	4.60	100	4.60	100	22
-	25 16.50			110	6.30												
D	32 21.50			145	10.40					145	24	145	10.40				
E	40 27			180	16.30												

V-Profiles		VPZ		VPZS		VPN		VPNS		VPF		VPFS	
Color		Green 05		Green 05		Green 26		Green 26		Beige		Beige	
Hardness		86A/35D		86A/35D		88A/37D		88A/37D		88A/37D		88A/37D	
Temp. Range		-20°C to 50°C		-20°C to 50°C		-30°C to 60°C		-30°C to 60°C		-30°C to 60°C		-30°C to 60°C	
CoF (Steel)		0.40		0.40		0.38		0.38		0.38		0.38	
Certifications		No		No		No		No		Yes		Yes	
Inch size	Size (mm) Width Height	MPD (mm)	PF kg (1%)	MPD (mm)	PF kg (1%)	MPD (mm)	PF kg (1%)	MPD (mm)	PF kg (1%)	MPD (mm)	PF kg (1%)	MPD (mm)	PF kg (1%)
A	13 8	72	3.30	88	26	76	3.50	92	28	76	3.50	92	28
B	17 11.50	103	6.10	112	39	110	6.40	118	43	110	6.40	118	43
-	20 12.50												
C	22 14.50	130	10	142	44	138	10.50	150	49	138	10.50	150	49
-	25 16.50									155	16.80		

V-Profiles		VMF		VM		VMB		VMW****		VMW-NK****		VH		VHB	
Color		Beige		Red		Blue		Beige		Beige		Yellow		Blue 16	
Hardness		90A/40D		90A/40D		90A/40D		95A/46D		95A/46D		100A/55D		100A/55D	
Temp. Range		-30°C to 60°C		-30°C to 60°C		-30°C to 60°C		-30°C to 60°C		-30°C to 60°C		-20°C to 75°C		-20°C to 75°C	
CoF (Steel)		0.45		0.45		0.45		0.36		0.36		0.28		0.28	
Certifications		Yes		Yes		Yes		Yes		Yes		Yes		Yes	
Inch size	Size (mm) Width Height	MPD (mm)	PF kg (1%)	MPD (mm)	PF kg (1%)	MPD (mm)	PF kg (1%)	MPD (mm)	PF kg (1%)	MPD (mm)	PF kg (1%)	MPD (mm)	PF kg (1%)	MPD (mm)	PF kg (1%)
M	8 5.20			60	3										
Z	10 6.50	65	4.10	65	4.10					75	25	130	6.60		
A	13 8	80	6.70	80	6.70			75	28	100	33	160	10.70		
B	17 11.50	115	12.10	115	12.10	115	12.10	110	58	140	60	230	19.50	230	19.50
-	20 12.50			125	15.90										
C	22 14.50	145	20	145	20			130	72	200	80	290	32		
-	25 16.50			165	25.90					210	90				
D	32 21.50			215	43					270	110				
E	40 27			270	67.30										

* VLW-32 - Height 19mm.

** VO-GT, VOS - Inch sizes only.

*** VMW - Cogged. | **** VMW - NK - Not Cogged.

VMW-NK-32 Height - 20mm.

Ridge-Top



Ridge-Top			VL-RT		VLW-RT		VMP-RT		VPZ-RT		VPZS-RT	
Color			Brown		White 16		Red		Green 05		Green 05	
Hardness			80A		80A		86A/35D		86A/35D		86A/35D	
Temp. Range			-40°C to 55°C		-40°C to 55°C		-30°C to 60°C		-20°C to 50°C		-20°C to 50°C	
CoF (Steel)			0.55		0.55		0.38		0.40		0.40	
Certifications			Yes		Yes		Yes		No		No	
Inch size	Size (mm)		MPD (mm)	PF kg (1%)	MPD (mm)	PF kg (0.5%)	MPD (mm)	PF kg (1%)	MPD (mm)	PF kg (1%)	MPD (mm)	PF kg (1%)
	Width	Height										
A	13	16	110	2.70	110	16	150	5.60				
B	17	19.50	130	4.30	130	19	185	9.30	175	8.80	195	41.40
C	22	24.50	190*	7.90	165	38			220	13.60	245	47

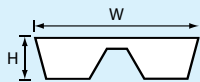
Ridge-Top			VPN-RT		VPNS-RT		VPF-RT		VPFS-RT		VM-RT	
Color			Green 26		Green 26		Beige		Beige		Red	
Hardness			88A/37D		88A/37D		88A/37D		88A/37D		90A/40D	
Temp. Range			-30°C to 60°C		-30°C to 60°C		-30°C to 60°C		-30°C to 60°C		-30°C to 60°C	
CoF (Steel)			0.38		0.38		0.38		0.38		0.45	
Certifications			No		No		Yes		Yes		Yes	
Inch size	Size (mm)		MPD (mm)	PF kg (1%)	MPD (mm)	PF kg (1%)	MPD (mm)	PF kg (1%)	MPD (mm)	PF kg (1%)	MPD (mm)	PF kg (1%)
	Width	Height										
A	13	16									160	11
B	17	19.50			205	46			205	46	195	17.80
C	22	24.50	235	14.30	258	52	235	14.30	250	52	285*	32.50

Y-Top



Y-Top			YPZ		YPN		YPF		YMF	
Color			Green 05		Green 26		Beige		Beige	
Hardness			86A/35D		88A/37D		88A/37D		90A/40D	
Temp. Range			-20°C to 50°C		-30°C to 60°C		-30°C to 60°C		-30°C to 60°C	
CoF (Steel)			0.40		0.38		0.38		0.45	
Certifications			No		No		Yes		Yes	
Inch size	Size (mm)		MPD (mm)	PF kg (1%)	MPD (mm)	PF kg (1%)	MPD (mm)	PF kg (1%)	MPD (mm)	PF kg (1%)
	Width	Height								
A	13	15					143	5.30	150	10
B	17	18.50	165	7.90	175	8.30	175	8.30	185	14.10
C	22	24.50	220	13.20	235	13.90	235	13.90	250	28.90

Double-V



Double-V			DVL		DVLW		DVO		DVOS		DVM	
Color			Brown		White 16		Orange		Orange		Red	
Hardness			80A		80A		83A		83A		90A/40D	
Temp. Range			-40°C to 55°C		-40°C to 55°C		-40°C to 55°C		-40°C to 55°C		-30°C to 60°C	
CoF (Steel)			0.55		0.55		0.55		0.55		0.45	
Certifications			Yes		Yes		Yes		Yes		Yes	
Inch size	Size (mm)		MPD (mm)	PF kg (1%)	MPD (mm)	PF kg (0.5%)	MPD (mm)	PF kg (1%)	MPD (mm)	PF kg (0.5%)	MPD (mm)	PF kg (1%)
	Width	Height										
Z	24	6.80	45	2			45	2				
A	30	8	50	3.20	50	22	50	3.20	53	22	80	13.40

MPD - Minimum Pulley Diameter - Measurements for **butt welding**.

In case of overlap welding please check the **MPD** with your local distributor.

PF - Pull Force (Kg) at minimum pretension (%). | **CoF** - Coefficient of Friction for Smooth Surface.

***VL-RT & VM-RT size 22/C** - Height 28.5mm.

Special Profiles

Products	SPN - 1000	SPF-MPI - 1002	TO - 9.5	TO 1/2	SO 3/4	UO - 9.5	
Illustration							
Hardness	88A	88A	83A	83A	83A	83A	
Color	Green 21	Beige/Red	Orange	Orange	Orange	Orange	
Size (mm)	Top Width	15.70	15.70	9.50	12.70	19.20	9.50
	Height	13.60	13.60	3.80	5.50	5.50	8
	Bottom Width	NR	NR	3.10	8.35	8	7
MPD (mm)	NR	NR	30	38	35	50	
Certifications	No	Yes	Yes	Yes	Yes	Yes	

NR - Not Relevant

Products	TEMB - 25	SLW 3/4	TLB - 10	TLB - 15	TLB 1/2	TLW - 30*	TTB - 15	
Illustration								
	TEMW-25-IT							
Hardness	90A	80A	80A	80A	80A	80A	72A	
Color	Blue Beige	White 16	Blue	Blue	Blue	White 16	Blue 10	
Size (mm)	Top Width	25	19.30	10	15	12.7	30 30	15
	Height	2.2	5.50	3.80	5	5.5	17 17	5
	Bottom Width	4	8	3.10	6.50	8.35	22 22	6.50
MPD (mm)	60	40	25	30	35	125 100*	27	
Certifications	Yes	Yes	Yes	Yes	Yes	Yes	Yes	

*TLW/30 - Cogged.



Guides

Products	CSB/CSC		VSB/VSC		CL/CLB/CLC			VL/VLB/VLC			CM	VM	VJB	VJW	CW	VW/VWB		
Shore Hardness	65A		65A		80A			80A			90A	90A	92A	92A	40D	40D		
Color	Blue	Clear	Blue	Clear	Brown	Blue	Clear	Brown	Blue	Clear	Red	Red	Blue 18	White 13	White	White	Blue	
Cogged	Yes		No		Yes			No			Yes	No	No		Yes	No		
Certifications	Yes		Yes		Yes			Yes			Yes	Yes	Yes		Yes	Yes		
Compatible with	M/L Family Type Belts		M/L Family Type Belts		M/L Family Type Belts			M/L Family Type Belts			M/L Family Type Belts		J Family Type Belts		H Family Type Belts		H Family Type Belts	
Size (mm)		Add To Base Belt Minimum Pulley Diameter (Normal Flex)																
Width	Height																	
6	4	NA	15	NA	NA	25	NA	NA	NA	NA	NA	NA	NA	NA	NA	NA	NA	
8	5.20	20	25	30	40	NA	60	NA	NA	NA	NA	NA	NA	NA	NA	60	NA	
10	6	22	30	35	45	NA	65	52	52	NA	70	NA	NA	NA	NA	70	NA	
13	8	28	35	40	50	60	85	65	65	NA	80	NA	NA	NA	NA	80	NA	
17	11.50	40	50	60	75	85	115	95	NA	85	110	NA	NA	NA	NA	110	NA	
20	12.50	NA	NA	NA	85	NA	125	NA	NA	NA	NA	NA	NA	NA	NA	NA	NA	
22	14.50	NA	65	75	100	110	145	NA	NA	110	150	NA	NA	110	150	NA	150	

CLB-not available in 22mm | **CLC & CL** - not available in 8mm & 22mm. | **VWB** - not available in 8mm,10mm, 20mm & 22mm.
 Special guides available for Low Temperature (LT), for Metal Detectable (MD) and for Hydrolysis & Chemical resistant (DR) belts.

Belt Coating Materials for the Food Industry

Products		GIB* - Blue17	MIB* - Blue17	WIB* - Blue17	FEIB** - Blue-17
Illustration					
Description		Super Grip	Multi Grip	Wood Grip	High Grip
Hardness		62A	62A	62A	62A
Size (mm)	Width*	50	50	70	1524
	Thickness	4	6	4	2, 2.5, 3
CoF (Stainless Steel)		0.98	1.08	1.05	0.95
Temperature Range		-20°C to 40°C -5°F to 140°F			
Certifications		FDA/EU			

*Width - Maximum available width. All Belt Coating Materials for the Food Industry are intended for dry-use applications only.

Belt Coating Materials

Products		GST - 4	MST - 6	GWG - 4	FEST	FSTF	FSTF - ST		FSTF - ST Strips		
Color		Green 05	Green 05	Green 05	Green 05	Green 21	Green 05	Green 21	Green 05	Green 21	
Illustration											
Description		Super Grip	Multi Grip	Wood Grip	High Grip	Foam**	Foam & High Grip Top		Foam & High Grip Strips		
Shore Hardness		65A	65A	65A	65A	65A	65A		65A		
Size (mm)	Width*	50	50	72	1524	Contact Volta	60		60		
	Thickness	4	6	3.75	2, 3	4, 6, 8, 10, 12	4		4		
CoF (Stainless Steel)		0.85	0.88	0.77	1.10	0.90	0.90		0.90/1.10		
Temperature Range		-40° C to 55° C / -40° F to 125° F									

*Width - Maximum available width.

**Foam - Made from 65A shore material, actual hardness is lower. Check availability before placing an order.




“V” and Round profiles




Mini Pliers R - 8




F-51 Pliers



Easy Overlap Welding Tool



VLW-SG Profile



Welding with R-8 Mini Pliers



RO Profile



ROS Profile



RL Profile



RMW Profile



CORPORATE HEADQUARTERS
Sales and Manufacturing
sales@voltabelting.com

USA
Tel. +1 830 229 2384
voltaus@voltabelting.com

EUROPE
Tel. +31 546 580166
voltaeu@voltabelting.com

ASIA
Tel. +84 251 352 1967
voltaasia@voltabelting.com



www.voltabelting.com

Volta Belting makes no warranty with respect to any of its products for a particular purpose. See Volta General Terms and Conditions.
Copyright © Volta Belting Technology Ltd. | CAT324EN00 - Ver. Q. March.2026